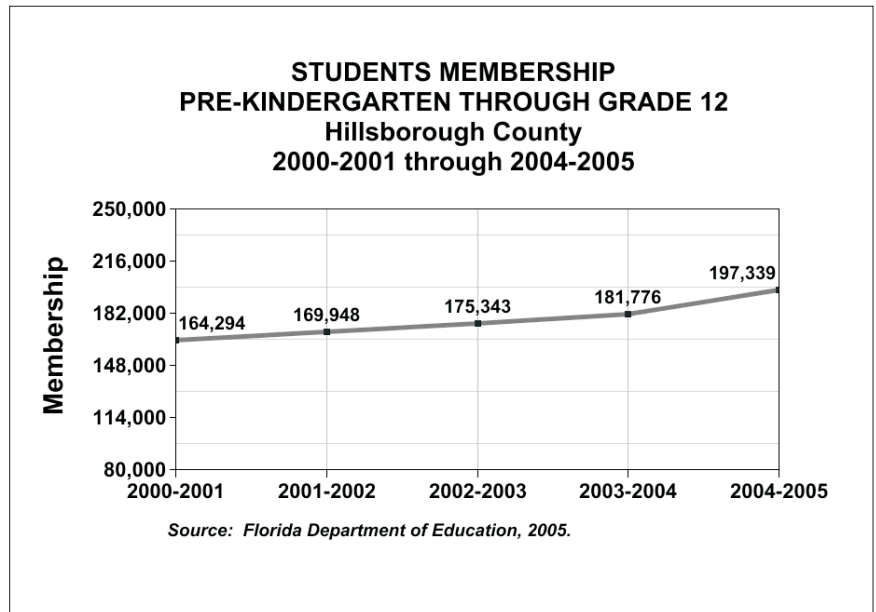

PUBLIC SCHOOLS

ELEMENTARY AND SECONDARY SCHOOLS

The Hillsborough County School Board administers the public school system in Hillsborough County. During the 2004-2005 academic year, the board operated 275 schools including three vocational centers. The Hillsborough County School district ranks as one of the most rapidly growing school districts in Florida with a total of 13,959 classroom teachers and a total student membership of 197,339 pupils in 2005. The Hillsborough County School Board serves students in unincorporated Hillsborough County, the City of Tampa, City of Plant City and the City of Temple Terrace. Programs offered by the Hillsborough County's school system include magnet programs in fields such as international studies, health professions, and computer technology.

- *The Hillsborough County's School District operates 17 magnet schools with classes at separate sites to meet student needs.*
- *Race and Ethnic composition in the Hillsborough County School District consist of 45.2 percent Whites, 22.5 percent Blacks, 0.33 percent Indians, 2.5 percent Asian and 4.4 percent multiracial persons.*

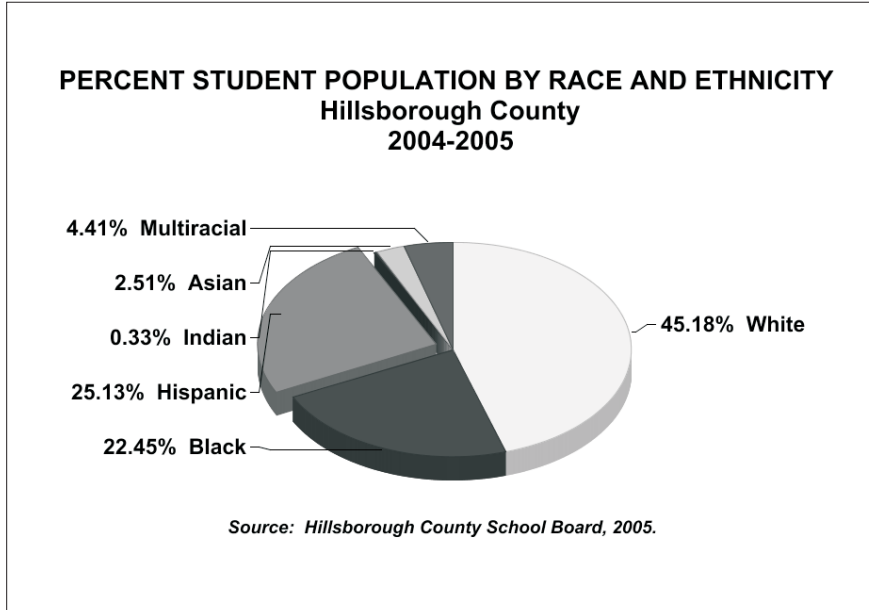


- *Pupil membership in the Hillsborough School District has grown since 1990 due in part to the county's strong population growth. The total school enrollment in Hillsborough County during the 2004-2005 academic year was 197,339.*
- *Total number of students in the Hillsborough County School District rose from 164,294 students in the 2000-2001 academic year to 197,339 students in the 2004-2005 academic year.*
- *Student membership during the 2004-2005 academic year included 81,376 elementary students, 40,480 middle school students and 47,262 high school students.*
- *Elementary School enrollment accounted for 38.7 percent of the county's public school enrollment (K-12) during the 2004-2005 academic year.*
- *The per student operating cost in the Hillsborough County School District during*



the 2003-2004 academic year was \$5,177, compared to \$5,294 for the State of Florida.

- In 2004, 84 percent of Hillsborough County's population 25 years and over had at least graduated from high school and 29 percent of the population 25 years and over had a bachelor's degree or higher.
- On post-secondary education plans, 5,436 high school students were surveyed during the 2003-2004 academic year, Of this figure, 45 percent planned to go to a Florida public university.
- Among the technical programs offered by the Hillsborough County School Board are agribusiness, business technology, marketing, diversified occupations, health science, public service and family and consumer sciences.



- Hillsborough County's public-school system registered 3,158 students in the charter school program during the 2004-2005 academic year. In addition, 1,000 students were enrolled in the district's apprenticeship program.
- Job preparatory instruction, which includes a **TECH-PRE** course of study in various technical areas is offered by the Hillsborough County School District.
- The **Head Start Program**, which is administered by the Hillsborough County School District Board serves more than 40 school sites. The program serves more than 1,700 children and provides full-year services to more than 1,560 children.
- A variety of college level classes are offered to high school juniors and seniors in Hillsborough County. For the 2003-2004 academic year, 57 percent of high school graduates planned to enter college and 2.8 percent planned to enter technical schools.



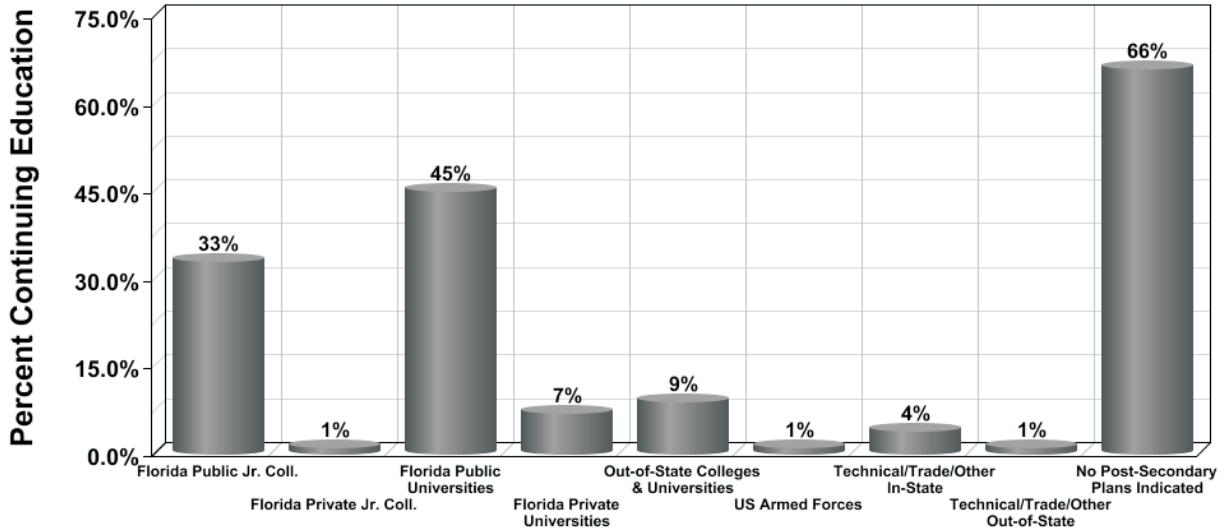
TECHNICAL CAREER AND ADULT EDUCATION

Hillsborough County's **Technical Career and Adult Education Program** offers technical training courses, which leads to high wage and high skill careers in diverse occupation. The program, which is administered by the Hillsborough County School District provides both day and evening adult-education classes. Courses and training programs are offered at more than 100 locations in the County's school district. A **School to Careers** program including a **Technical Preparatory Study** is also offered by the school district. **Students enrolled in the county's adult-education programs seek training and certification in cosmetology, patient care technician, court reporting, dental assistant, electricity, welding and massage therapy.**

- *Private employers, institutions and the public provide assistance to Hillsborough County's **Technical Career and Adult Education** programs. Facilities and technical training classes are provided by public and private businesses in several technical and vocational fields.*
- *The Hillsborough County adult-education program served more than 9,645 adult students during the 2004-2005 academic year.*
- *High school students participate in programs such as youth **apprenticeship, job shadowing, internships, and on-the-job training.***
- *Several options are offered by the school district's **Workforce Development** program for adults seeking to update their skills, train for a new career, obtain their **GED**, earn a high school diploma, or learn how to speak English.*
- *Hillsborough County's **Adult and Community Education Programs** award an average of 2,300 diplomas each year to **GED** and adult High School graduates.*
- *Technical schools run by the Hillsborough County School Board include **Erwin Technical Center, Brewster Technical Center, Learey Technical Center and Tampa Bay Technical Adult Center.** The four technical schools provide the state-of-the-art technical training programs for students.*

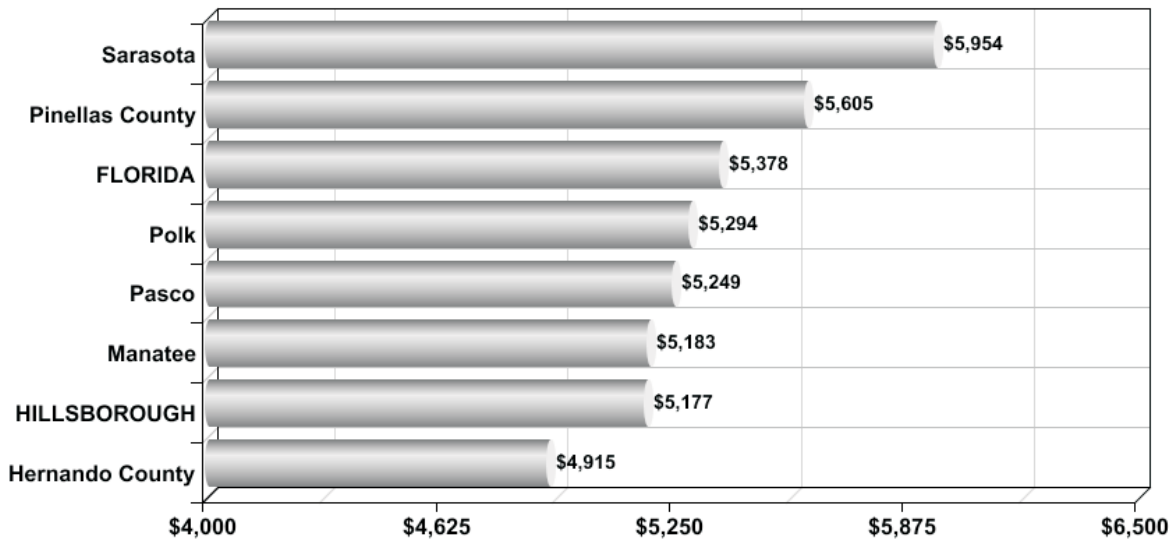


**POST-SECONDARY EDUCATION PLANS BY TYPE OF INSTITUTION
Hillsborough County
2003-2004 School Year - Data as of March 2005**



Total All Plans = 5,436 students.
Source: Florida Department of Education, 2005.

**PER STUDENT OPERATING COSTS*
Hillsborough County, Other Counties and Statewide Comparisons
2002 - 2003**



Expenditures Per Full-Time Equivalent - FTE
Source: Florida Department of Education, 2005.

PUPIL MEMBERSHIP SURVEY
School District Of Hillsborough County, Florida
September - 2005

Kindergarten	13,474
Elementary	67,902
Total Elementary	<u>81,376</u>
Middle (6-8)	40,480
Senior High (9-12)	47,282
Total Secondary	<u>87,762</u>
Exceptional	5,918
Total K-12	<u>175,056</u>
Charter Students	3,158
Exceptional Centers	6,163
Pre-School Students	3,317
Total Pre-School K-12	<u>187,694</u>
Adult Programs	
Academic	6,749
Vocational	2,896
Total Adults	<u>9,645</u>
Total School System Enrollment	<u>197,339</u>

NUMBER OF SCHOOLS
Hillsborough County, 2004 - 2005 Academic Year

Elementary Schools	130
Middle/Junior High Schools	42
Senior High Schools	26
Combination Schools	1
Adult Schools	14
Vocational Centers	3
Other Types of Schools	27
Charter Schools	20
The Department of Juvenile Justice Schools	12
Total	<u>275</u>

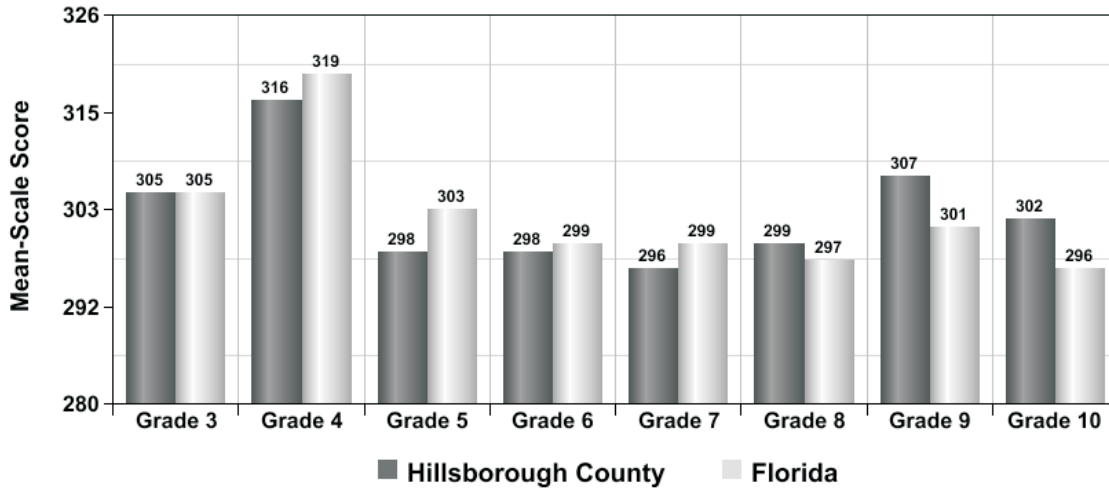
Source: School Board of Hillsborough County 2005.

TECHNICAL, CAREER AND ADULT EDUCATION
Number of Students Served in Technical, Career and Adult Education in
Grades 6-12 *
2004-2005

Program	# of Students
Agribusiness	NA
Business Technology	NA
Marketing	NA
Diversified Occupations	NA
Health Science	NA
Public Service	NA
Family and Consumer Sciences	NA
<u>Technology/Industrial</u>	NA
Exploratory	NA
Subtotal for Technical & Career Programs (Grades 06-12)	56,292
Adult Technical Education	11,226
<i>(Includes Business Technology, Marketing Education, Health Science, Public Service, Family & Consumer Sciences, Industrial Education and Vocational Education for Adult Offenders)</i>	
Continuing Workforce Education	8,652
<i>(Provides high quality, practical job related training to enhance employment opportunities and professional growth)</i>	
Adult and Community Education	32,359
<i>(Includes Adult Basic Education, Adult GED, Workplace Readiness/Citizenship, Adult Secondary Education, Co-Enrolled High School Students, ESOL and Adults with Disabilities)</i>	
Apprenticeship	1,000
Subtotal for Post-Secondary	53,237
Total	109,529

Note: * The grades 6-12 student count listed above represent the full-time equivalency enrollment.
Source: School Board of Hillsborough County, 2005.

**FLORIDA COMPREHENSIVE ASSESSMENT TEST (FCAT)
MEAN-SCALE SCORE
Hillsborough County & Statewide Comparison
2005**



Source: Florida Department of Education, 2005.

**HIGH SCHOOL SCHOLASTIC ASSESSMENT TEST
Hillsborough County
1994/1995 - 2002/2003**

Year	Verbal	Math	Total	Tested
1994/95	426	485	911	47%
1995/96	509	515	1,024	47%
1996/97	509	515	1,024	47%
1997/98	508	513	1,021	49%
1998/99	503	509	1,012	53%
1999/00	502	509	1,011	56%
2000/01	501	504	1,005	55%
2001/02	495	503	998	57%
2002/03	499	504	1,003	62%

Source: School Board of Hillsborough County, 2004.

FLORIDA COMPREHENSIVE ASSESSMENT TEST
Hillsborough County
Grades 3 through 10
2004 & 2005

District Percent Scoring Three and Above

Grade Level	Reading		Mathematics		Reading	
	2004	2005	2004	2005	2004	2005
3	67	66	65	64		
4	67	68	61	60	91.0	91.0
5	59	61	52	55		
6	55	54	48	47		
7	51	50	53	53		
8	46	44	63	62	93.0	95.0
9	35	39	63	66		
10	36	34	68	68	94.0	93.0

Note: Students that score in FCAT Achievement Levels 3, 4 and 5 in reading or mathematics are considered on grade level, proficient, or advanced. Student that score 3 and above on FCAT writing have scored at or above a minimally acceptable level.

Source: Florida Department of Education, 2005.

FLORIDA COMPREHENSIVE ASSESSMENT TEST
Hillsborough County - District Mean Scores
Grades 3 through 10
2004 & 2005

Level	District Mean Scores					
	Reading Scores		Mathematics Scores		Writing Scores	
	2004	2005	2004	2005	2004	2005
3	305	305	314	313		
4	316	316	310	309	3.7	3.7
5	296	298	325	327		
6	300	298	307	307		
7	299	296	307	306		
8	301	299	322	320	4.1	4.1
9	302	307	309	311		
10	305	302	329	327	4.0	4.0

Note: Scale scores on the FCAT Sunshine State Standard's tests are 100 through 500 for each grade level and content area. Students that score in FCAT Achievement Levels 3, 4 and 5 in reading or mathematics are considered on grade level, proficient, or advanced. Student that score 3 and above on FCAT writing have scored at or above a minimally acceptable level.

Source: Florida Department of Education, 2005.

**2002-2003 FCAT WRITING ASSESSMENT - All Curriculum
Results for the Largest School Districts in Florida 2002 through 2003**

District	Grade 4		Grade 8		Grade 10	
	2003	2002	2003	2002	2003	2002
Dade	3.6	3.3	3.7	3.8	3.7	3.8
Broward	3.7	3.5	3.9	3.9	3.8	3.9
Hillsborough	3.7	3.6	4.3	4.2	4	4.1
Rank	1*	1	1	1*	1*	1
State Rank	7*	3*	1	1*	2*	1*
Duval	3.6	3.4	3.7	3.7	3.7	3.7
Pinellas	3.6	3.5	4.1	4	4	4
Orange	3.6	3.2	3.8	3.7	3.8	3.8
Palm Beach	3.7	3.5	3.8	3.7	3.7	3.9
Polk	3.6	3.4	3.8	3.9	3.7	3.9
Brevard	3.7	3.5	3.9	3.9	3.9	3.9
Seminole	3.7	3.4	4	4	3.9	3.9
Volusia	3.6	3.3	3.9	3.7	3.9	3.8
State	3.6	3.4	3.9	3.8	3.8	3.8

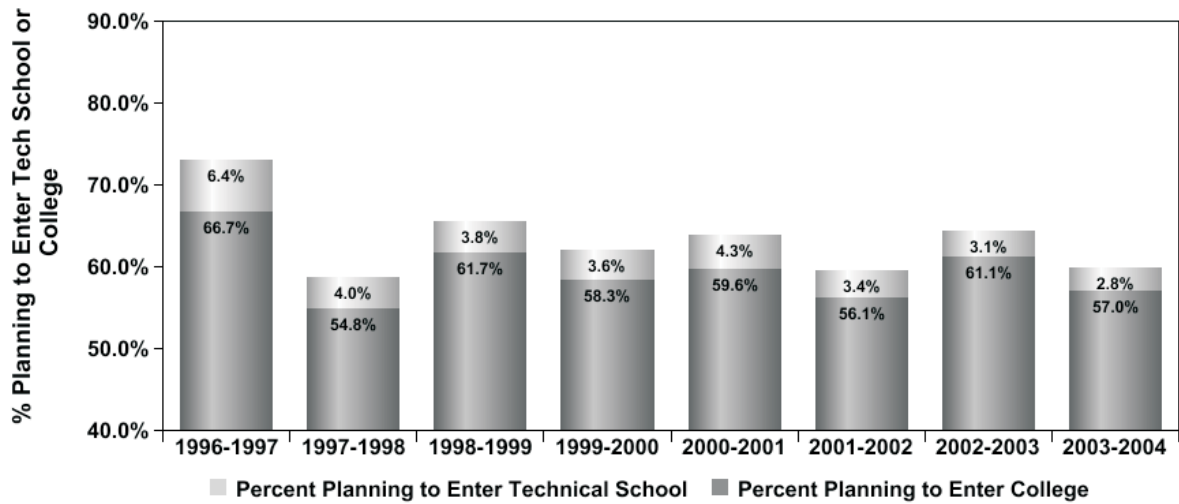
* tied

FCAT (Florida Comprehensive Assessment Test) is a new student achievement test administered to students in Florida public schools. The test is designed to measure specific Sunshine State Standards benchmarks in reading and mathematics for grades 3 through 10.

Source: School Board of Hillsborough County, 2004.



**HIGH SCHOOL GRADUATES
PERCENT PLANNING TO ENTER COLLEGE OR TECHNICAL SCHOOL
Hillsborough County
1996 - 2004**



Source: Florida Department of Education, 2005.

