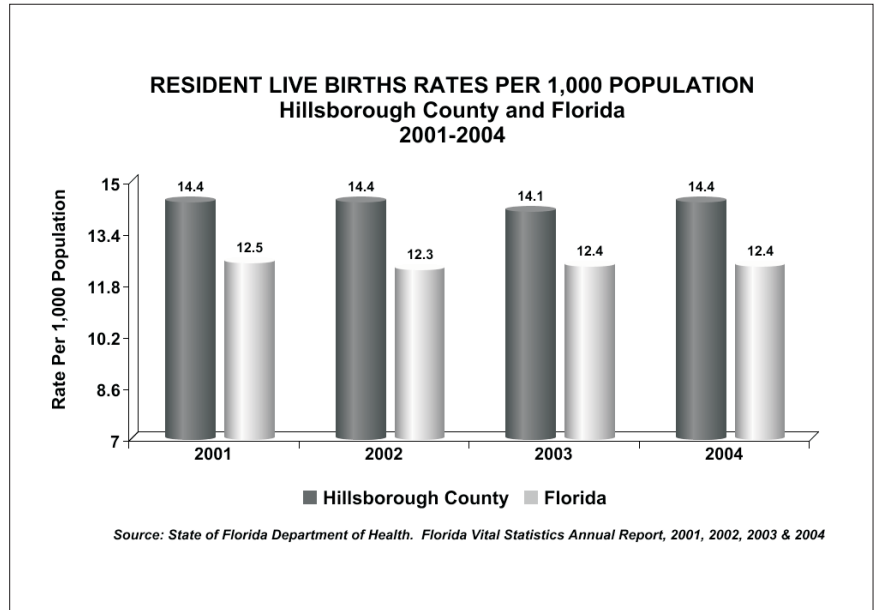


BIRTH, DEATH AND HEALTH SERVICES

RESIDENT-LIVE BIRTHS

Hillsborough County's health sector is projected to add five new hospitals from the year 2004 to the year 2025 to accommodate the county's increased population. The average number of hospital beds in Hillsborough County from 2002 through 2004 was 3,578. The average number of hospital beds per 1,000 population in the county was 3.3 in 2004, while the average number of hospital beds per hospital in Hillsborough County stood at 283 for the same period. The resident-live births in Hillsborough County rose from 15,294 births in 2003 to 16,041 births in 2004. In addition, the births rate per 1,000 population in Hillsborough County's rose from 14.1 in 2003 to 14.4 in 2004.

- *Total resident births to mothers aged 18 and under increased from 1,108 in 2003 to 1,190 resident births in 2004, an increase of 7.4 percent.*
- *In 2004, the resident birth rate for whites in Hillsborough County was 13.3 per 1,000 population and 18.6 per 1,000 populations for nonwhites.*



- *Total resident births to unwed mothers increased from 6,207 resident births in 2003 to 6,747 in 2004, an increase of 8.6 percent.*
- *Of the live births to unwed mothers in 2003 (6,207), 15.9 percent, or 1,073 were to women, who were 18 years old and younger.*
- *Mothers of Hispanic origin accounted for 4,621 live births, or 28.8 percent of the resident live births in Hillsborough County in 2004.*
- *Mothers of Central/South American origin accounted for 783 live births, or 16.9 percent of the resident live births in Hillsborough County in 2004.*
- *Mothers between the ages of 20-24 years accounted for 2,687 or 39.8 percent of the total live births recorded in Hillsborough County in 2004*
- *Mothers aged 35 years, or older accounted for 13.9 percent of total resident live births in Hillsborough County in 2004.*



RESIDENT DEATHS

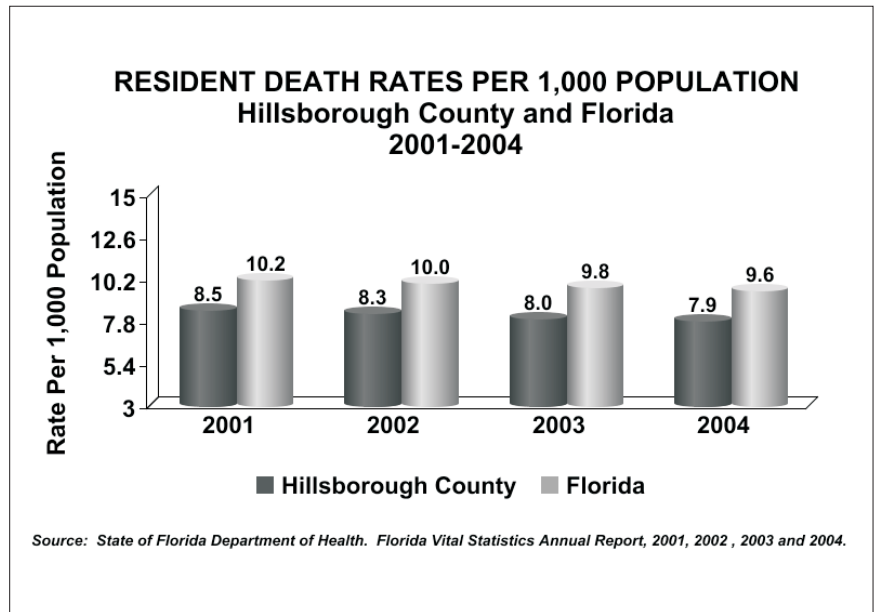
The number of residents deaths in Hillsborough County dropped slightly in 2004. The county's death rate per 1,000 population dropped from eight deaths per 1,000 population in 2003 to 7.9 deaths per 1,000 population in 2004. Between 2000 and 2004, Hillsborough County recorded a total of 34,871 resident deaths.

- *In 2004, the crude death rate per 100,000 population in Hillsborough County was 793.3. The age-adjusted death rate per 100,000 was 811.5.*

- *Between 2003 and 2004, Hillsborough County's resident deaths increased 1.3 percent.*

- *There were 8,843 resident deaths in Hillsborough County in 2004 compared to 8,725 resident deaths in the previous year.*

- *The number of residents deaths recorded in Hillsborough County in 2004 accounted for 5.2 percent of the resident deaths reported in Florida in 2004.*



- *Heart disease was the leading cause of death in Hillsborough County in 2004. This was followed by Cancer.*

- *The number of deaths caused by heart diseases accounted for 27.1 percent of the number of deaths in Hillsborough County in 2004.*

- *Of all resident deaths in Hillsborough County in 2004, 1,988 or 22.5 percent were caused by cancer.*

- *Suicide accounted for 129, or 1.5 percent of total deaths in Hillsborough County in 2004.*



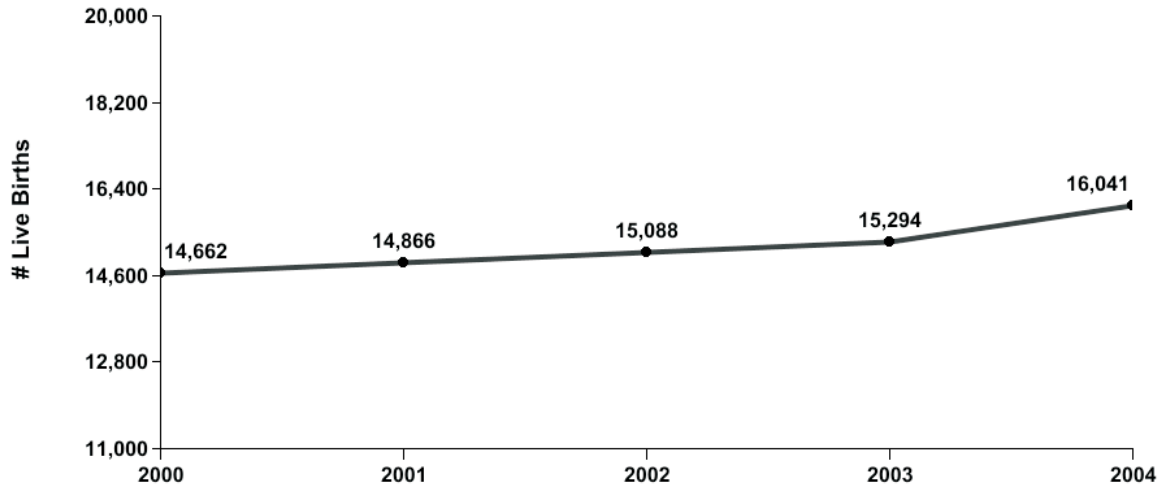
MEDICAL CLINICS AND HOSPITALS

Hillsborough County

- **H. Lee Moffit Cancer Center** – *A comprehensive cancer research center working for the prevention and cure of cancer.*
- **University of South Florida Diabetes Center** – A research and clinical center for diabetes. The center is aligned to several research institutions in the nation for the cure and prevention of diabetes.
- **Comprehensive Breast Cancer Center** – A division of Lee Moffit Cancer engaged in the treatment options for breast cancer through basic scientific research, clinical trials, surgery, radiation therapy, medical oncology, pathology, radiology, reconstructive surgery and education.
- **Shriners Hospital for Crippled Children** – A referral center for children with complex orthopedic and burn problems.
- **University Diagnostic Institute** – A diagnostic facility specializing in MR and CAT imaging for patients and their physician.
- **Tampa General Hospital/University Psychiatry Centers** - A public hospital serving over 4 million people within a 12-county region in West Central Florida. The hospital also serves as the primary teaching hospital for the University of South Florida (USF) College of Medicine.



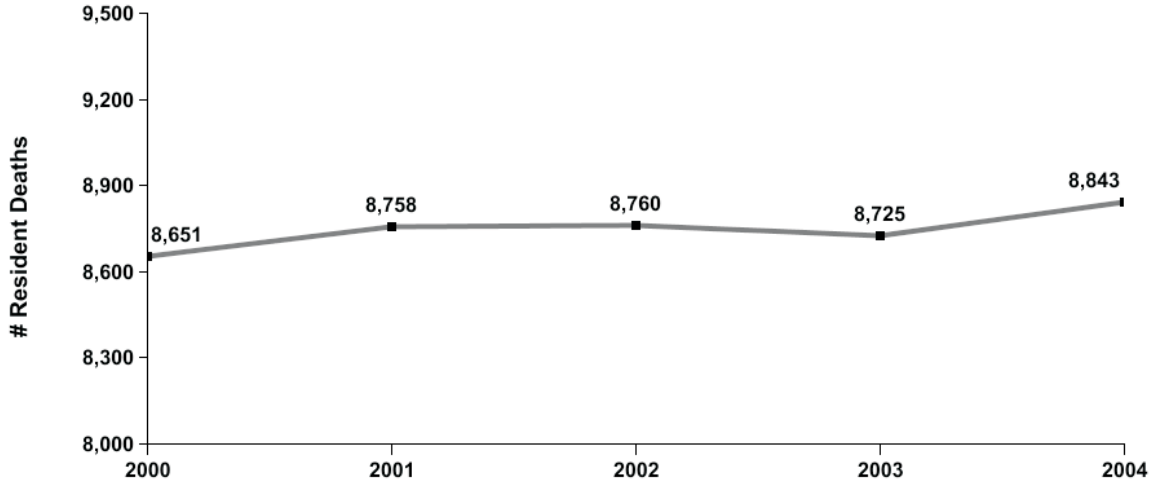
**RESIDENT LIVE BIRTHS
Hillsborough County
2000-2004**



Source: Florida Vital Statistics, Annual Report 2000, 2001, 2002, 2003 & 2004

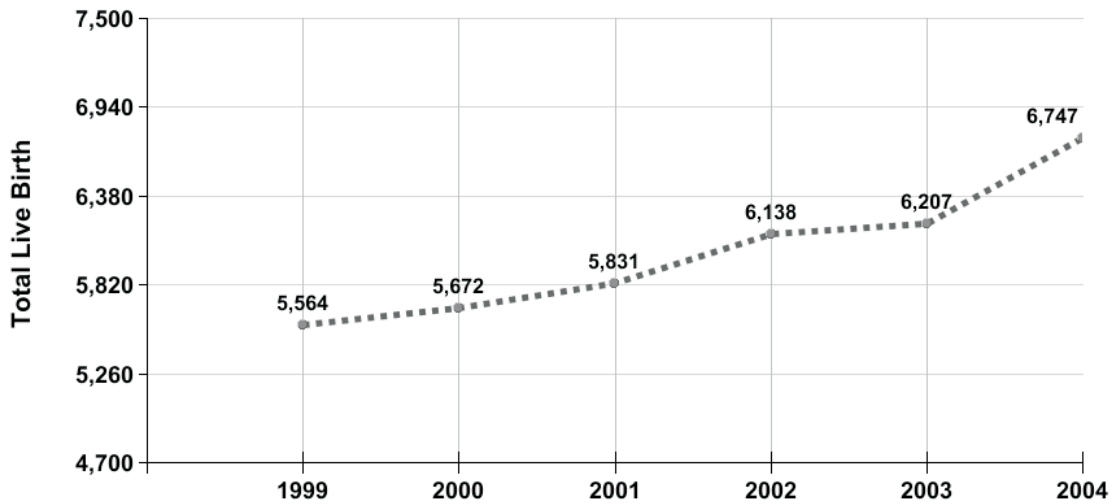


RESIDENT DEATHS Hillsborough County 2000-2004



Source: Florida Vital Statistics, Annual Report 2000, 2001, 2002, 2003 & 2004

LIVE BIRTHS TO UNWED MOTHERS Hillsborough County 1999-2004



Source: Florida Vital Statistics Annual Report, 1999 through 2004.



**DEATHS AND BIRTHS AS COMPONENTS OF
HILLSBOROUGH COUNTY'S POPULATION GROWTH
2000 to 2004**

County	Total Change 2000-2004	Births	Deaths	Natural Increase	Net Migration
Hillsborough County	109,487	59,910	34,871	25,039	84,448
Hernando	14,405	4,883	8,636	-3,753	18,158
Manatee	31,240	13,154	13,359	-205	31,445
Pasco	45,008	15,531	21,287	-5,756	50,764
Pinellas	22,145	37,186	50,039	-12,907	35,052
Polk	44,465	27,621	21,059	6,562	37,903
Sarasota	32,346	11,337	18,949	-7,612	39,958
Florida	1,533,908	827,653	666,181	161,472	1,372,436

Source: Florida Estimates of Population, 2004. Bureau of Economic and Business Research (BEBR), University of Florida 2005.

**Major Causes of Death
Hillsborough County
2004**

Cause of Death	Deaths	Percent of Total Deaths	Crude Rate Per 100,000
All causes	8,843	100.0	793.3
Heart Disease	2,398	27.1	215.1
Cancer	1,988	22.5	178.3
Stroke	525	5.9	47.1
Unintentional Injuries	492	5.6	44.1
Chronic obstr pulmonary disease	478	5.4	42.9
Diabetes Mellitus	327	3.7	29.3
Alzheimer's Disease	214	2.4	19.2
Suicide	129	1.5	11.6
Pneumonia/Influenza	116	1.3	10.4
AIDS/HIV	105	1.2	9.4
Chronic liver disease and cirrhosis	101	1.1	9.1
Perinatal conditions	86	1.0	7.7
Homicide	60	0.7	5.4

Source: Florida Department of Health, Office of Planning, Evaluation and Data Analysis, 2005.



**HEALTH CARE FACILITIES
Hillsborough County**

Facility Name	# of Beds	Operational Status
St. Joseph's Hospital, Inc.	883	Not for profit
Tampa General Hospital	877	Government
University Community Hospital	431	Not for profit
Brandon Regional Hospital	327	For profit
Town & Country Hospital	201	For profit
Memorial Hospital of Tampa	180	For profit
H. Lee Moffitt Cancer Center & Research Institute	162	Not for profit
South Florida Baptist Hospital	147	Not for profit
University Community Hospital at Carrollwood	120	Not for profit
South Bay Hospital	112	For profit
Kindred Hospital - Central Tampa	102	For profit
Kindred Hospital - Bay Area, Tampa	73	For profit
Shriner's Hospital for Children - Tampa Unit	60	Not for profit

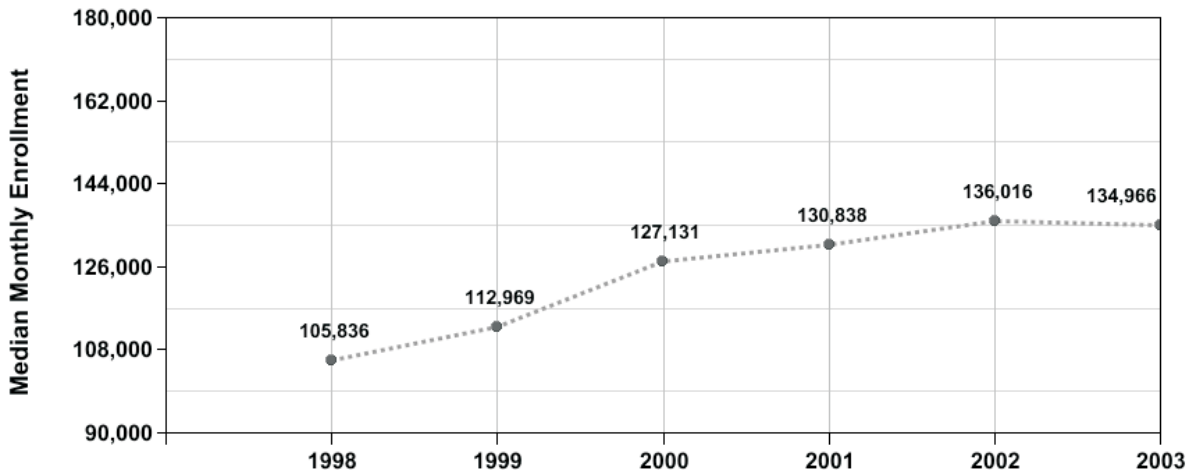
Source: Florida Agency for Health Care Administration, Florida Health Stat., 2005.

**PHYSICIANS PER 100,000 POPULATION
Hillsborough County and Surrounding Counties
2004**

County	Number of Physicians	Population	Rate Per 100,000 Population
Hernando	194	146,118	132.8
Hillsborough	2,857	1,114,774	256.3
Manatee	526	297,037	177.1
Pasco	511	392,507	130.2
Pinellas	2,215	944,966	234.4
Polk	791	531,472	148.8
Sarasota	951	360,214	264.0

Source: Florida Department of Health, Division of Medical Quality Assurance, 2005.

MEDIAN MONTHLY MEDICAID ENROLLMENT Hillsborough County 1998-2003



Source: Florida Department of Health, Office of Planning, Evaluation & Data Analysis, 2005.

MEDIAN-MONTHLY MEDICAID ENROLLMENT Hillsborough County and Surrounding Counties 1999 - 2004

	1999	2000	2001	2002	2003	2004
Hernando	11,401	13,057	13,557	14,136	14,002	15,594
Hillsborough	112,969	127,131	130,838	136,016	134,966	148,353
Manatee	20,860	23,568	24,247	25,012	24,794	26,219
Pasco	31,118	35,314	38,673	40,828	40,829	44,522
Pinellas	76,037	84,225	98,226	110,220	108,668	90,270
Polk	61,921	69,376	73,364	77,398	76,614	79,645
Sarasota	16,367	18,421	19,058	19,588	19,409	22,282
Florida	1,620,062	1,846,013	1,964,514	2,102,401	2,056,610	2,144,415

Data Source: Florida Department of Health, Office of Planning, Evaluation & Data Analysis, 2005.

HEALTH MANAGEMENT COMPANIES

- Aetna Health Plans
- John Alden Health
- Blue Cross and Blue Shield of Florida
- CIGNA Health Care of Florida
- Florida Employers Life Insurance Corporation
- Florida 1st Health Plan, Inc.
- HIP Health Plan of Florida, Inc.
- Humana Health Care Plans - Tampa Bay
- New England Mutual Life
- Purchase Health Plans/PCA Family Health Plans
- United Health Care

Source: Agency for Health Care Administration, 2005.

